


Work Unit**1****PRE-DELIVERY INSPECTION (PDI)**

A pre-delivery inspection (PDI) is a normal checkout of the RV. It includes minor adjustments but excludes repairs covered by either a factory or internal warranty. It also excludes a cleanup or “detailing.” The Service Manager must approve all work before it is performed.

A New Units

Operation	Service Performed	Standard (hrs)
1	All vehicles, initial unloading and inspection	1.00
2	All vehicles, test drive*	0.50
3	Motorized, all diesel	8.00
4	Motorized, all gas, Class A and C	7.00
5	Motorized, Class B and Van conversions, self-contained	7.00
6	Motorized, Class B, Van conversions, no appliances, non-self-contained	1.50
7	Motorized, Class B, Van conversions, with appliances, non-self-contained	4.50
8	Towables, fifth wheels (includes toy hauler)	4.50
9	Towables, fold downs (add 1.00 for drape install)	3.00
10	Towables, travel trailers (includes toy hauler)	4.50

* *Test drive requires adherence to state laws*


 **Important Notes:** All mechanics and technicians are required to perform an approved LP gas-leak test on all units with LP appliances. Manometer tests should be initiated at 8 inches water column (w.c.) to conform to National Fire Protection Association (NFPA) requirements.

A sample PDI form is provided in Appendix B.

PRE-DELIVERY INSPECTION (PDI) (cont)

A New Units

Operation	Service Performed	Standard (hrs)
11	Truck campers	
	a. Non-self-contained	1.00
	b. Self-contained	3.50
	c. Set up, truck bed installation, tie downs, etc.	1.00
	d. Set up, wire	1.00

 **Important Notes:** All mechanics and technicians are required to perform an approved LP gas-leak test on all units with LP appliances. Manometer tests should be initiated at 8 inches w.c. to conform to NFPA requirements.


A sample PDI form is provided in Appendix B.

PRE-DELIVERY INSPECTION (PDI) (cont)

B Previously-Owned Units

Operation	Service Performed	Standard (hrs)
1	All vehicles, initial unloading and inspection	1.00
2	All vehicles, as-is sales check	1.50
3	All vehicles, test drive*	0.50
4	Motorized, all diesel	7.00
5	Motorized, all gas, Class A and C	7.00
6	Motorized, Class B and Van conversions, self-contained	7.00
7	Motorized, Class B, Van conversions, with appliances, non-self-contained	2.50
8	Motorized, Class B, Van conversion, with appliances, non-self-contained	6.00
9	Towables, fifth wheels (includes toy hauler)	4.50
10	Towables, fold downs (add 1.00 for drape install)	4.00
11	Towables, travel trailers (includes toy hauler)	4.50
12	Truck campers	
	a. Non-self-contained	1.00
	b. Self-contained	3.50
	c. Set up, truck bed installation, tie downs, etc.	1.00
	d. Set up, wire	1.00

* *Test drive requires adherence to state laws*

 **Important Notes:** All mechanics and technicians are required to perform an approved LP gas-leak test on all units with LP appliances. Manometer tests should be initiated at 8 inches w.c. to conform to NFPA requirements.

A sample PDI form is provided in Appendix B.

PRE-DELIVERY INSPECTION (PDI)

C Customer Showout

Operation	Service Performed	Standard (hrs)
1	All vehicles, test drive*	0.50
2	Motorized, all diesel	2.00
3	Motorized, all gas, Class A and C	2.00
4	Motorized, Class B and Van conversions, self-contained	2.00
5	Motorized, Class B, Van conversion, no appliances non-self-contained	1.00
6	Motorized, Class B, Van conversion, with appliances, non-self-contained	1.50
7	Towables, fifth wheels, (includes toy hauler)	1.50
8	Towables, fold downs (add 1.00 for drape install)	1.50
9	Towables, travel trailers (includes toy hauler)	1.50
10	Towing, hookup (tow bar, weight distribution, fifth wheel, gooseneck)	0.50
11	Truck campers	
	a. Non-self-contained	1.00
	b. Self-contained	1.50

* Test drive requires adherence to state laws